



US00D349127S

# United States Patent [19]

[11] Patent Number: **Des. 349,127**

Nelson

[45] Date of Patent: **\*\* Jul. 26, 1994**

[54] **PORTABLE, ELECTRONIC KEYBOARD MUSICAL INSTRUMENT**

[75] Inventor: **Prince R. Nelson**, Chanhassen, Minn.

[73] Assignee: **Prince Rogers Nelson**, Chanhassen, Minn.

[\*\*] Term: **14 Years**

[21] Appl. No.: **821,470**

[22] Filed: **Jan. 16, 1992**

[52] U.S. Cl. .... **D17/1**

[58] Field of Search ..... 84/423 R, 719, 723, 84/743, 744, 670, 718; D17/1, 2, 5, 7, 9

[56] **References Cited**

**U.S. PATENT DOCUMENTS**

D. 245,197	7/1977	Noury, Jr. ....	D17/1
D. 254,496	3/1980	Hill .....	D17/1
D. 278,066	3/1985	Garoogian .....	D17/1
D. 296,338	6/1988	Sgroi .....	D17/1
4,314,494	2/1982	de Vries .....	84/744
4,570,521	2/1986	Fox .....	84/670

**OTHER PUBLICATIONS**

The Music Trades, Dec. 1987, p. 122 (Yamaha's SHS-1 Keyboard).

Hong Kong Enterprise Oct. 1989, p. 229.

*Primary Examiner*—Bernard Ansher  
*Assistant Examiner*—Adir Aronovich  
*Attorney, Agent, or Firm*—Drucker & Sommers

[57] **CLAIM**

The ornamental design for portable electronic keyboard musical instrument, as shown and described.

**DESCRIPTION**

FIG. 1 is a front elevational view of a portable electronic keyboard musical instrument showing my new design;

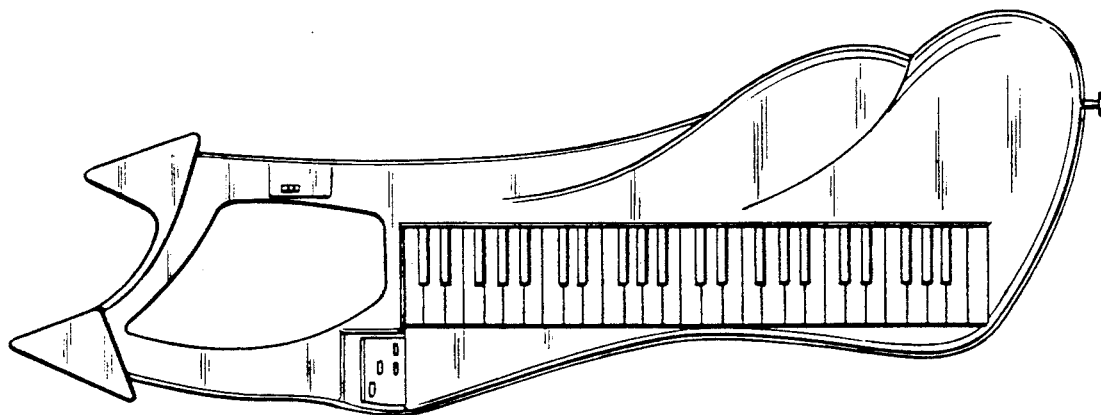
FIG. 2 is a top plan view thereof;

FIG. 3 is a bottom plan view thereof;

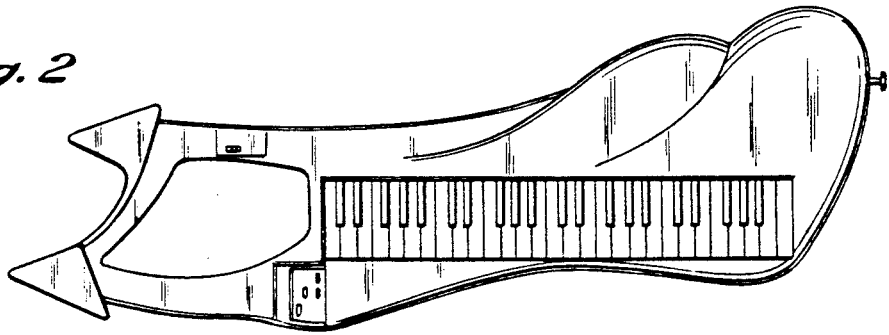
FIG. 4 is a rear view thereof;

FIG. 5 is a first end view of my new design, which is a left end view of FIG. 1; and,

FIG. 6 is a second end view of my new design, which is a right end view of FIG. 1.



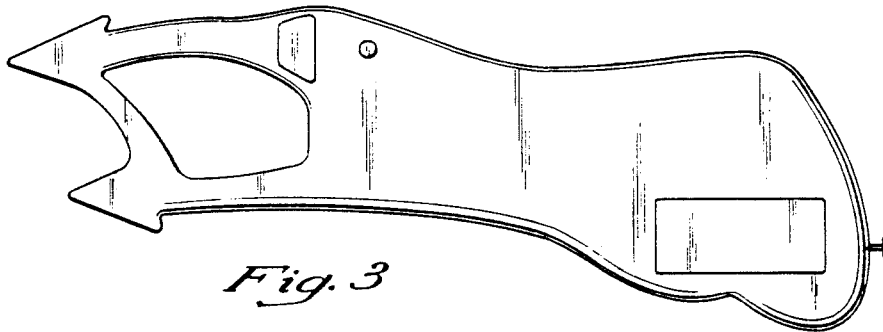
*Fig. 2*




*Fig. 1*



*Fig. 3*



*Fig. 4*



*Fig. 5*



*Fig. 6*

